



SEA ATIL

TECHNICAL SPECIFICATIONS

GENERAL

| | |
|------------------|---|
| Type | AHTS |
| Classification | Bureau Veritas • Hull • Mach • AUT-UMS - Tug - Mon-Shaft Ice Class 1C/ Unrestricted |
| MMSI | 245460000 |
| IMO number | 9612806 |
| Year built | 2011 Kooiman Zwijndrecht, NL |
| Flag | Dutch |
| Port of registry | Vlissingen |
| Call sign | PCJR |

DIMENSIONS

| | |
|-------------------|---------|
| Length | 34,10 m |
| Breath overall | 11,50 m |
| Minimum draft | 3,90 m |
| Operational Draft | 4,20 m |
| Maximum draft | 4,20 m |
| Minimum air draft | 9,65 m |
| Maximum air draft | 28,5 m |
| Gross tonnage | 422 t |
| Net tonnage | 126 t |

PERFORMANCE

| | |
|----------------|-------------|
| BollardPull | 83,1 t |
| Maximum speed | 13,50 knots |
| Economic speed | 10,00 knots |
| Horse power | 6098 |

TANK CAPACITY

| | |
|-----------------|----------|
| Fuel oil | 293,0 m³ |
| Fresh water | 24,0 m³ |
| Lubrication oil | 3,8 m³ |
| Hydraulic oil | 2,0 m³ |
| Dirty oil | 4,8 m³ |
| Sewage | 16,0 m³ |

PROPULSION SYSTEM

| | |
|--------------|---------------------------------|
| Main engines | 2x Mitsubishi S12U MPTK |
| Total power | 4476kW/ 6098 bhp |
| Propulsion | 2x fixed props in short nozzles |
| Bowthruster | 590 bhp, hydraulic drive |

DECK CRANE

| | |
|----------|-----------------------|
| Type | Heila HLRM 200-4SL tm |
| Capacity | 9,00 t @ 16,30 m |

DECK EQUIPMENT

| | |
|----------------|----------------------------------|
| Free deckspace | 103,0 m² |
| Deck strength | 6,0 t/m² |
| Tugger winch | Kraaijeveld Pull 12 t wire 24 mm |
| Pushbow | 1x1050 mm |

AUXILIARY EQUIPMENT

| | |
|---------------------------|------------------------|
| Main generator sets | 2x Mitsubishi 6 D 16 t |
| Fuel oil transfer pump | 50 m³ / h |
| Fresh water transfer pump | 50 m³ / h |
| Fresh water maker | 3500 ltr/ 24 h |
| Powerpack | 1x Mitsubishi S6R MPTK |



SEACONTRACTORS

The information contained in this data sheet is for guidance purposes only and may be subject to changes

TOWING EN ANCHOR HANDLING

| | |
|-----------------------|---|
| Towing winch | Kraaijeveld 80 t/190 t (pull/hold) 1000m x 58 mm |
| Anchor Handling Winch | 80 t/180 t (pull/hold) 700m x 58 mm |
| Towing pins | Karmoy SWL 130 t |
| Stern roller | 6 m x 1,2 m |

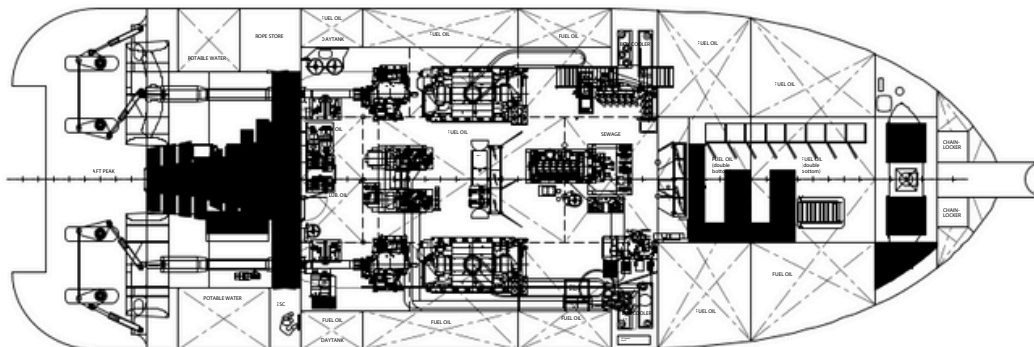
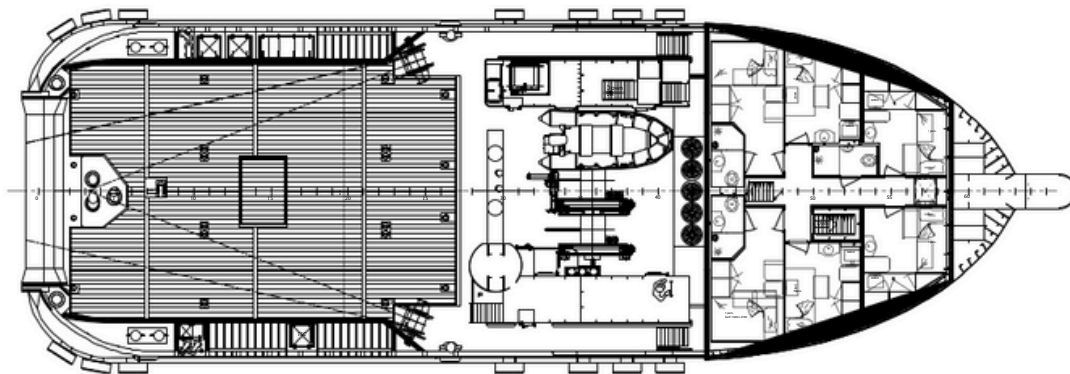
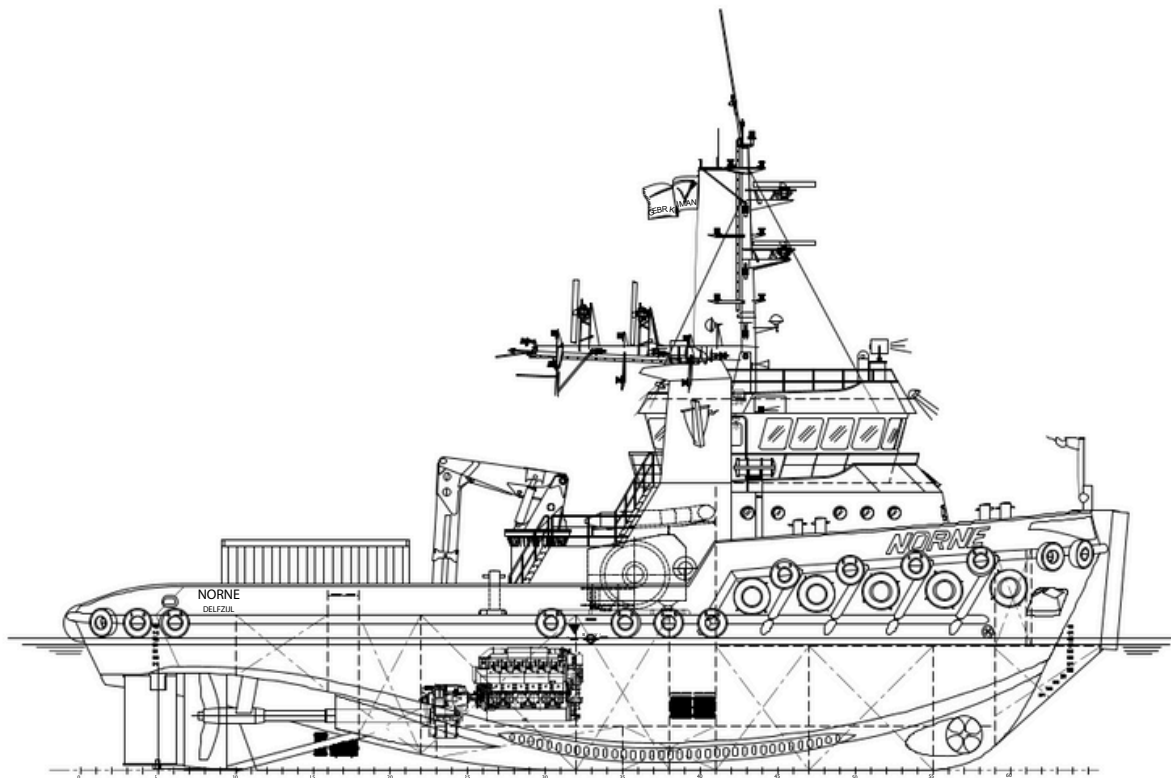
ACCOMMODATION

| | |
|-----------------|-----|
| Persons | 8 |
| Single cabin | 2 |
| Double cabin | 4 |
| Air conditioned | Yes |



SEA ATIL

SEA ATIL



SEA CONTRACTORS

SEA CONTRACTORS | FLEET LIST | A-CLASS & B-CLASS

The information contained in this data sheet is for guidance purposes only and may be subject to changes